

# 2108 Analog Output Module Safety and Certification Sheet

## Overview

This document contains the required safety and regulatory information for the 2108 Analog Output Module. The 2108 Analog Output Module Sampler Installation and Operation Guide and Warranty Statement are available and can be downloaded from [www.teledyneisco.com](http://www.teledyneisco.com).

### CAUTION

Cautions identify a potential hazard, which if not avoided, may result in minor or moderate injury. This category can also warn you of unsafe practices, or conditions that may cause property damage.

### WARNING





Warnings identify a potentially hazardous condition, which if not avoided, could result in death or serious injury.

### DANGER

DANGER – limited to the most extreme situations to identify an imminent hazard, which if not avoided, will result in death or serious injury.









## Hazard Symbols

### Warnings and Cautions

	The exclamation point within the triangle is a warning sign alerting you of important instructions in the instrument's technical reference manual.
	The lightning flash and arrowhead within the triangle is a warning sign alerting you of "dangerous voltage" inside the product.
 	Pinch point. These symbols warn you that your fingers or hands will be seriously injured if you place them between the moving parts of the mechanism near these symbols.

## Hazard Symbols (Continued)

### Symboles de sécurité

	Ce symbole signale l'existence d'instructions importantes relatives au produit dans ce manuel.
	Ce symbole signale la présence d'un danger d'électrocution.
 	Risque de pincement. Ces symboles vous avertit que les mains ou les doigts seront blessés sérieusement si vous les mettez entre les éléments en mouvement du mécanisme près de ces symboles
Warnungen und Vorsichtshinweise	
	Das Ausrufezeichen in Dreieck ist ein Warnzeichen, das Sie darauf aufmerksam macht, daß wichtige Anleitungen zu diesem Handbuch gehören.
	Der gepfeilte Blitz im Dreieck ist ein Warnzeichen, das Sei vor "gefährlichen Spannungen" im Inneren des Produkts warnt.
 	Vorsicht Quetschgefahr! Dieses Symbol warnt vor einer unmittelbar drohenden Verletzungsgefahr für Finger und Hände, wenn diese zwischen die beweglichen Teile des gekennzeichneten Gerätes geraten.

Before installing, operating, or maintaining this equipment, it is imperative that all hazards and preventive measures are fully understood. While specific hazards may vary according to location and application, take heed in the following general warnings:

### WARNING

This instrument has not been certified for use in "hazardous locations" as defined by the National Electrical Code.

 **WARNING**

**Avoid hazardous practices! If you use this instrument in any way not specified in this manual, the protection provided by the instrument may be impaired.**

 **AVERTISSEMENT**

**Éviter les usages périlleux! Si vous utilisez cet instrument d'une manière autre que celles qui sont spécifiées dans ce manuel, la protection fournie de l'instrument peut être affaiblie; cela augmentera votre risque de blessure.**

 **WARNING**

**The installation and use of this product may subject you to hazardous working conditions that can cause you serious or fatal injuries. Take any necessary precautions before entering a worksite. Install and operate this product in accordance with all applicable safety and health regulations, and local ordinances.**

 **WARNING**

**Injury and/or equipment damage can result from connecting modules or cables to a power source exceeding the specified operating voltage range. Check labeling on all modules and cables for voltage ranges.**

Technical assistance for the Teledyne ISCO 2108 Analog Output Module can be obtained from:

**Teledyne ISCO**  
4700 Superior St.  
Lincoln NE 68504

Phone: (800) 228-4373 or (402) 464-0231

Fax: (402) 465-3022

E-mail: [IscoService@teledyne.com](mailto:IscoService@teledyne.com) or  
[lscoeps@teledyne.com](mailto:lscoeps@teledyne.com)

# DECLARATION OF CONFORMITY



Application of Council Directive: 2014/30/EU – The EMC Directive  
 2014/35/EU – The Low Voltage Directive

Manufacturer's Name: Teledyne Isco, Inc.  
 Manufacturer's Address: 4700 Superior, Lincoln, Nebraska 68504 USA  
 Mailing Address: P.O. Box 82531, Lincoln, NE 68501

Equipment Type/Environment: Laboratory Equipment for Light Industrial/Commercial Environments  
 Trade Name/Model No: 2108 Analog Output Module  
 Year of Issue: 2016

Standards to which Conformity is Declared: EN 61326-1:2013 EMC Requirements for Electrical Equipment for Measurement, Control, and Laboratory Use  
 EN 61010-1:2010 Safety Requirements for Electrical Equipment for Measurement, Control and Laboratory use.

Standard	Description	Severity Applied	Performance Criteria
EN61000-4-2	Electrostatic Discharge	Level 2 - 4kV contact discharge Level 3 - 8kV air discharge	A A
EN61000-4-3	Radiated RF Immunity	80 MHz to 1000MHz 80% AM at 1kHz Level 1 – 10V/m	A
EN61000-4-4	Electrical Fast Transient	Level 1 – 1kV on I/O lines	A
CISPR11/ EN 55011	RF Emissions	Group 1, Class A Industrial, Scientific, and Medical Equipment	PASS

We, the undersigned, hereby declare that the design of the equipment specified above conforms to the above Directive(s) and Standards as of September 13, 2016.

Edward J. Carter  
 USA Representative



Edward J. Carter  
 Director of Engineering  
 Teledyne Isco, Inc.  
 4700 Superior Street  
 Lincoln, Nebraska 68504

Phone: (402) 464-0231  
 Fax: (402) 464-4543

60-2002-234  
 Rev. B